



Delta1 Series
EXPOSED FOLDED VHF
DIPOLE Dual 2-Bay Array
138-174 MHz

Electromagnetics
"Quality is everything."

JAG-2X(150-2-1/2)



- Multi-Channel / Trunked Systems
- Civil aviation applications
- Land mobile networks
- Public security and safety
- Transportation networks



Electrical Specifications			Mechanical Specifications			Environmental		
Model	JAG-2X(150-2-1/2)		Model	JAG-2X(150-2-1/2)		Model	JAG-2X(150-2-1/2)	
Frequency Range (MHz)	138 – 174*	*Each antenna	Height	inches (mm)	241 (6,121)	Survival Wind Velocity With no Ice	mph (km/h)	110 (177)
Bandwidth @ 1.5:1 VSWR or Better (MHz)	36	*Each antenna	Width	inches (mm)	42 (1,066.8)	Survival Wind Velocity With Ice	mph (km/h)	80 (128)
Polarization	Vertical*	*Each antenna	Depth	inches (mm)	4.25 (108)	Maximum Allowable Radial Ice Buildup	inches (mm)	0.5 (12.7)
Radiation Pattern	Elliptical*	*Each antenna	Weight	lb (kg)	55 (24.96)	Equivalent Flat Plate Area	ft^2 (m^2)	4.51 (0.42)
Nominal Gain (dBd)	3 – 3.7*	*Each antenna	Support Mast Outside Diameter Inches (mm)	2.375 (60.3)		Lateral thrust (100mph) 0 Radial Ice Buildup	lbs (N)	173 (769.5)
Nominal Horizontal 3dB Beamwidth (Deg)	205 – 215		Support Mast Allowable Clamping Space Inches (mm)	55 (1,397)*		Torsional moment (100mph) 0 Radial Ice Buildup	ft-lbs (Nm)	157 (212)
Nominal Vertical 3dB Beamwidth (Deg)	33 – 35		Mounting Information	No clamps supplied* *(See JAG clamps page for suitable clamps)		Bending moment (100mph) 0 Radial Ice Buildup	ft-lbs (Nm)	761 (1027.4)
Port-to-Port Isolation (dB)	>25*	*Between adjacent antennas	Pigtail (ft) & RF Connector	5 – 5.5 & 'N' Male* *Each antenna				
Maximum Average Power (Watts)	200*							
Lightning Protection	DC Ground							

JAG-2X(150-2-1/2) Product Specification Sheet.

Specifications are subject to change without notice. As a result, all information contained in the present datasheet is subject to confirmation at time of ordering.

Dated: June-28-2011

Issue: 2

Made in Canada

Rev062811.1

Page 1/4



RF EMI Engineering Technology
 26-1750 Creek Way
 Burlington, Ontario
 L7L 7E2 Canada

Email: info@jagelectromagnetics.com
 Web: www.jagelectromagnetics.com
 Tel (905)-635-7437
 Fax (905)-332-8093



Copyright © JAG Electromagnetics

JAG's dedication to continuous Research & Development will result in product improvements as they evolve.



Delta1 Series

EXPOSED FOLDED VHF UHF

DIPOLE Dual 2-Bay Array
138-174 MHz

Electromagnetics

"Quality is everything."

JAG-2X(150-2-1/2)

Features

- 5-year factory warranty (See page 3)
- Broadband (36 MHz)
- Suitable for multi-frequency systems
- Medium gain applications
- Soldered internal joints
- DC Grounded
- Stainless steel hardware
- Expert TIG welding
- Natural rubber plugs
- Stock for re-use or re-sale
- Low PIM
- Operation in harsh environments
- Optional lightning rod spike
- Optional downtilt versions
- Optional inverted mountable model
- Side or top of tower / structure mountable
- Optional coatings
- Ideal for monitoring stations

Description


The JAG-2X(150-2-1/2) is a dual version of the JAG-150-2-1/2, incorporating all the features of the basic model into a 2-in-1 antenna needed in certain system applications. The JAG-2X(150-2-1/2) is designed for side or top mounting and is supplied with either quarter-wave (JAG-2X(150-2-1/4)) or half-wave (JAG-2X(150-2-1/2)) dipole-to-mast spacing. Mixed spacing also available. Site-specific mounting hardware is required with these antennas. Please consult JAG for suitable clamps.

The JAG-2X(150-2-1/2) features 6061-T6 aluminum and stainless steel construction. Features such as natural rubber plugs make sure the internal phasing harness remains well protected from the elements ensuring trouble free operation.

The JAG-2X(150-2-1/2) offers customers a solution to very closely spaced multi-channel systems where conventional combining techniques are not enough to provide adequate isolation. By incorporating 2 antennas into one, system operators and designers can take advantage of the JAG-2X(150-2-1/2) by allocating appropriately spaced channels to each antenna.

The JAG-2X(150-2-1/2), with its rugged construction and ease of installation, is ideal for leased or rented system use. Its bandwidth also makes it perfect to stock for re-use or re-sale.

JAG-2X(150-2-1/2) at a glance



Expert TIG welding



Natural rubber plugs



Heavy-duty dipole fixture



Optional lightning rod

*Site-specific mounting hardware is necessary with these antennas. Please consult JAG to determine suitable clamps for your application.

JAG-2X(150-2-1/2) Product Specification Sheet.

Specifications are subject to change without notice. As a result, all information contained in the present datasheet is subject to confirmation at time of ordering.





Delta1 Series

EXPOSED FOLDED VHF UHF

DIPOLE Dual 2-Bay Array

138-174 MHz

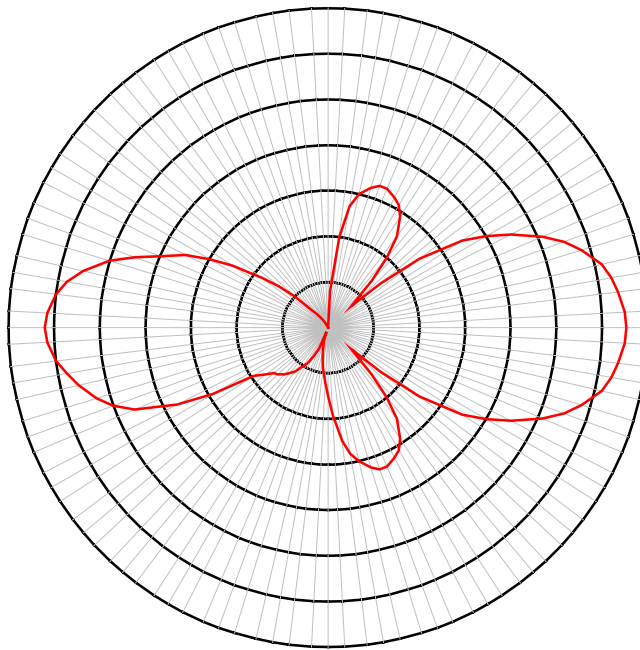
Electromagnetics

"Quality is everything."

JAG-2X(150-2-1/2)



Vertical Radiation Pattern For Vertical Polarization



Elevation

— Half Wavelength Spacing

* This is a general representation of the Delta1 Series JAG-2X(150-2-1/2) radiation pattern for each antenna. For the latest detailed pattern contact JAG Applications Engineering.

JAG-2X(150-2-1/2) Product Specification Sheet.

WARRANTY

JAG Electromagnetics warrants all its products against defects in material or workmanship and is only applicable if failure results from these factors within five years from the purchase date by the user. Jag Electromagnetics will be responsible for the supply, at no charge, of new or rebuilt replacements in exchange for defective parts for the duration of the warranty. This warranty does not extend to any JAG products that have been subject to misuse, neglect, accident, improper installation or application. In addition, this warranty does not extend to products that have been repaired or substantially altered outside our manufacturing plant.

JAG Electromagnetics will not be liable for any incidental or consequential damages due to failure of a JAG product under this warranty or any implied warranty. JAG is in no event liable for consequential damages or other costs of any kind as a result of the use of the products manufactured by JAG. No envoy is sanctioned to presume for JAG any other legal responsibility in connection with JAG products. JAG Electromagnetics is not accountable for replacement of any product damaged by lightning.

Specifications are subject to change without notice. As a result, all information contained in the present datasheet is subject to confirmation at time of ordering.

Dated: June-28-2011

Issue: 2

Made in Canada

Rev062811.1

Page 3/4



RF EMI Engineering Technology
26-1750 Creek Way
Burlington, Ontario
L7L 7E2 Canada

Email: info@jagelectromagnetics.com
Web: www.jagelectromagnetics.com
Tel (905)-635-7437
Fax (905)-332-8093



Copyright © JAG Electromagnetics

JAG's dedication to continuous
Research & Development will result
in product improvements as they
evolve.



Delta1 Series

EXPOSED FOLDED VHF UHF

DIPOLE Dual 2-Bay Array

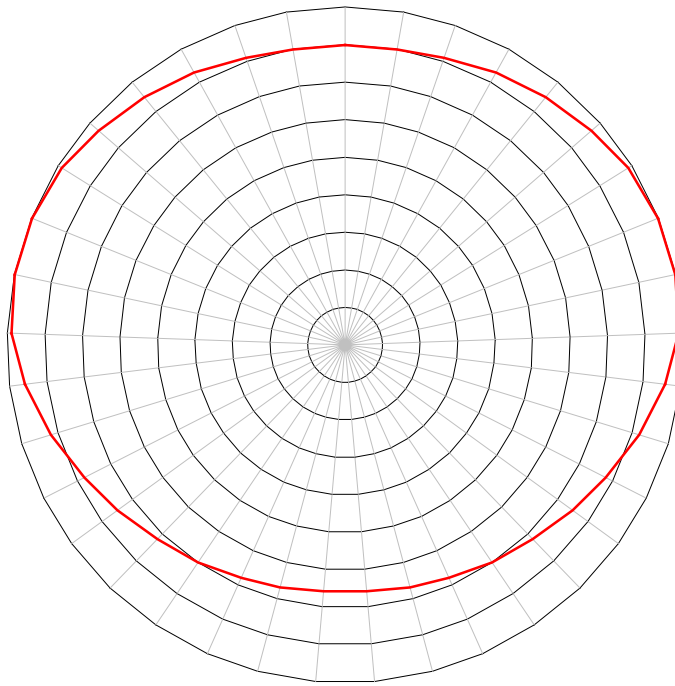
138-174 MHz

Electromagnetics

"Quality is everything."

JAG-2X(150-2-1/2)

Horizontal Pattern For Vertical Polarization



Azimuth

— Half Wave Spacing

* This is a general representation of the Delta1 Series JAG-2X(150-2-1/2) radiation pattern for each antenna. For the latest detailed pattern contact JAG Applications Engineering.

Toronto:

JAG Electromagnetics
26-1750 Creek Way
Burlington, ON, L7L 7E2
Canada
Tel (905)-635-7437
Fax (905)-332-8093
Email: info@jagelectromagnetics.com

Saskatoon:

JAG Electromagnetics
30065-1624 33rd St. W
Saskatoon, SK, S7L 7M6
Canada
Tel (905)-635-7437
Fax (905)-332-8093
Email: info@jagelectromagnetics.com

Published by JAG and printed in Canada. This document cannot be printed or duplicated other than for its intended purpose as a JAG product selection guide without the written consent of JAG Electromagnetics.

JAG-2X(150-2-1/2) Product Specification Sheet.

Specifications are subject to change without notice. As a result, all information contained in the present datasheet is subject to confirmation at time of ordering.

Dated: June-28-2011

Issue: 2

Made in Canada

Rev062811.1

Page 4/4



RF EMI Engineering Technology
26-1750 Creek Way
Burlington, Ontario
L7L 7E2 Canada

Email: info@jagelectromagnetics.com
Web: www.jagelectromagnetics.com
Tel (905)-635-7437
Fax (905)-332-8093



Copyright © JAG Electromagnetics

JAG's dedication to continuous
Research & Development will result
in product improvements as they
evolve.